

# INSECTA SAUNDERSIANA:

OR,

CHARACTERS

OF

UNDESCRIBED SPECIES

IN

THE COLLECTION

OF

WILLIAM WILSON SAUNDERS, ESQ.,

F.R.S., F.L.S., &c.

---

VOL. III.

---

BUPRESTIDÆ. PART I.

BY EDWARD SAUNDERS, Esq., F.L.S.

*X 29.*

LONDON:

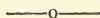
JOHN VAN VOORST, PATERNOSTER ROW.

---

M.DCCC.LXIX.

*Am 328394*

## P R E F A C E .



THE present Part forms the commencement of another Volume of the 'Insecta Saundersiana,' which will be devoted to the elucidation of the Nomenclature and Species of the important Family Buprestidæ, by Mr. EDWARD SAUNDERS, F.L.S. I propose that this Part should commence the third Volume of the work.

I am glad to announce that the completion of Vol. II. on Curculionidæ, by Mr. H. JEKEL, is in hand, and I hope soon to have some portion of it before the public.

W. WILSON SAUNDERS.

Hillfield, June 14, 1869.

## EXPLANATION OF PLATES.

—o—

### P L A T E I.

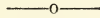
Fig.		Fig.	
1.	Stigmodera parvicollis	9.	Stigmodera bimaculata
2.	„ congener	10.	„ analis
3.	„ Martini	11.	„ ochreiventris
4.	„ flavicollis	12.	„ distinguenda
5.	„ sanguinea	13.	„ Castelnaudi
6.	„ quadrispilota	14.	„ cupreoflava
7.	„ audax	15.	„ grata
8.	„ robusta	16.	„ indistincta

### P L A T E II.

Fig.		Fig.	
17.	Stigmodera ignota	29.	Stigmodera acuticeps
18.	„ costipennis	30.	„ cæruleiventris
19.	„ cæruleipes	31.	„ viridiventris
20.	„ testacea	32.	„ longicollis
21.	„ costalis	33.	„ atricollis
22.	„ nasuta	34.	„ pulchra
23.	„ balteata	35.	„ recta
24.	„ parallela	36.	„ punctatissima
25.	„ flava	37.	„ punctato-sulcata
26.	„ punctiventris	38.	„ puella
27.	„ moribunda	39.	„ obscura
28.	„ rotundata	40.	„ parva



# INSECTA SAUNDERSIANA, &c.



## COLEOPTERA.

### Fam. BUPRESTIDÆ.

#### STIGMODERA PARVICOLLIS, Pl. I. fig. 1.

*Fusca; capite piloso; thorace ruguloso, linea dorsali elevata lateribus rotundatis crenulatis; elytris valde striatis, apicibus integris, subtus ænea rugulosa.*

Head bronzy. Thorax and elytra brown; beneath bronzy.

Head punctured, furrowed in the middle, covered with short grey hairs. Thorax at the base once and two-thirds as broad as long; anterior margin raised, much produced in the middle, scarcely half as long as the base; sides rounded, their greatest divergence being about the middle of the thorax, where each forms a very obtuse angle; posterior angles acute; base with a wide median lobe; surface rugose, especially at the sides. Elytra punctured and deeply striated, not quite twice as long as wide; sides slightly sinuate above the middle; apex rounded. Beneath sparingly covered with short grey hairs on the abdomen and rugosely punctured, so as to give a worm-eaten appearance. Legs punctured. Length 16 lines; breadth  $6\frac{1}{2}$  lines.

Hab. Adelaide.

#### STIGMODERA CONGENER, Pl. I. fig. 2.

*Caput, thoraxque virides, valde punctati, hujus margine anteriori rotundato, lateribus rotundatis, basi recto; elytris sanguineis, punctato-striatis, tribus fasciis cyaneis ornatis; subtus flava, viridi-ornata.*

Head and thorax green, the latter with a small elongate spot on each lateral margin near the posterior angle. Elytra sanguineous, with three broad cyaneous bands placed midway between the base and the apex and equidistant from each other; the apex is also edged with cyaneous. Beneath flavous; middle of thorax, a semicircular spot on the breast, the posterior margin of each abdominal segment and a round spot on each side of the first three, green. Legs green; femora with one or two large yellow spots. Antennæ bronzy.

Head punctured, with an impressed dorsal line. Thorax once and two-thirds as broad as long at the base; anterior margin raised, produced in the middle and slightly at its angles, half as long as the base; sides much rounded and raised; base very slightly sinuate; disk punctured, with a fine smooth dorsal line; punctuation of the sides deeper. Elytra punctate-striate, not quite twice as long as wide; sides sinuate above the middle, apex of each largely rounded. Beneath and legs punctured, the latter and the middle of the thorax with very short white hairs. Length 14 lines; breadth  $5\frac{1}{2}$  lines.

Hab. Australia.

#### STIGMODERA MARTINII, Pl. I. fig. 3.

*Caput æneo-nigrum; thorax flavus, brevis, nitidus, minute punctatus, lateribus valde rotundatis; elytris flavis punctato-striatis macula humerali, fascia post medium, maculaque inter fasciam et apicem nigris; subtus flava pedibus cyaneo-viridibus.*

Flavous. Head bronzy black, with two small yellow spots on the forehead. Elytra with a black somewhat triangular spot near each shoulder; an arcuate transverse band below the middle, and a spot on each between it and the apex, black; the apex also is of the same colour. Beneath flavous; posterior margins of the abdominal segments in their centres and the legs cyaneous;

there is also a cyaneous spot on the first segment on its upper margin.

Head deeply punctured, impressed and covered with short hairs between the eyes. Thorax twice as wide as long at the base; anterior margin emarginate, but slightly produced in its centre, half as long as the base; sides much rounded; base straight; disk shining, finely and shallowly punctured, with a slight indication of a dorsal line just above the scutellum. Elytra at the shoulders not quite twice as long as wide, punctate-striate; sides sinuate above the middle; apices rounded, each with a short incurved sutural hook.\* Beneath and legs finely punctured, with a few scattered hairs. Length  $11\frac{1}{2}$  lines; breadth 4 lines.

Hab. N.W. Australia.

STIGMODERA FLAVICOLLIS, Pl. I. fig. 4.

*Flava; capite viridi; thoraci punctato, margine anteriori elevata, lateribus rotundatis; elytris punctato-striatis, macula humerali elongata, fascia post medium, apiceque nigro-cyaneis; subtus punctata viridis; abdominis lateribus et apice flavis.*

Head green, with two yellow spots between the eyes. Thorax and elytra yellow; the former with the anterior margin green, the latter with a small diagonally-placed line near the shoulder; an irregular transverse band behind the middle and the apex, cyaneous. Beneath, legs and antennæ green; sides of the thorax and of the first three abdominal segments flavous, the last two entirely so.

Head deeply punctured, channelled on the vertex. Thorax twice as broad as long at the base. Anterior margin elevated, half as long as the base; sides much rounded, their greatest

\* Whether this be a specific character, or merely a malformation, with me is a matter of doubt, as I have only one specimen of the species, but in this both elytra are exactly alike.

I have named this pretty species in honour of Dr. James Martin, from whom I received the specimen.

divergence behind the middle; posterior angles right angles; base nearly straight. Disk convex, punctured, with a slightly impressed dorsal line and a shallow round impression on each side (this character would probably be wanting in some specimens, as in *S. Mitchellii*, Hope); puncturation of the sides rather deeper than that of the disk. Elytra punctate-striate, not quite twice as long as broad; sides sinuate above the middle; apex rounded. Beneath punctured, centre of thorax and breast thickly, legs and abdomen sparsely covered with greyish hairs. Length  $11\frac{3}{4}$  lines; breadth 5 lines.

Hab. Gawler, N. Australia.

STIGMODERA SANGUINEA, Pl. I. fig. 5.

*Caput, thoraxque ænei, hujus lateribus sanguineis, linea dorsali impresso, margine anteriori producto, lateribus angulatis basi lobato; elytris striatis sanguineis, sutura prope apicem ænea; subtus ænea, pilosa, lateribus sanguineo maculatis.*

Head and thorax bronzy, the latter with its sides red. Elytra dull sanguineous-red; suture on its apical half black, the colour just covering the apex. Beneath, legs and antennæ bronzy green, each abdominal segment with two red spots on each side; the final segment with a broad red stripe on its anterior margin.

Head punctured, impressed between the eyes, covered with short grey hairs. Thorax at the base once and three-quarters as broad as long. Anterior margin slightly raised, produced in its centre and at its angles; sides diverging for about half their length, then subparallel to the base; posterior angles nearly right angles. Base with a wide median lobe. Surface deeply punctured; disk with an impressed dorsal line. Elytra finely punctured, striate, the sixth interstice vermiculate; sides subparallel till past the middle, then converging to the apex, which is truncate and armed with two spines on each elytron. Beneath finely punctured;



sides covered with long grey hairs. Length 14 lines; breadth 5 lines.

Hab. Australia.

STIGMODERA QUADRISPILOTA, Pl. I. fig. 6.

*Caput, thoraxque ænei, hujus lateribus testaceis, punctatus, linea dorsali elevata; elytris flavis, punctato-striatis, quatuor maculis nigris ornatis, apicibus rotundatis sanguineo colore saturatis; subtus ænea, punctata, cinereis capillis obsita.*

Head and thorax bronzy, the latter with its lateral margins testaceous. Elytra testaceous, becoming somewhat sanguineous near their apices, each with two transverse cyaneous spots, the upper and larger one placed about midway between the base and the apex, the other between it and the apex. Beneath bronzy; sides of the thorax testaceous.

Head punctured and impressed between the eyes. Thorax at the base not quite twice as broad as long; anterior margin slightly produced, a little more than half as long as the base; sides diverging for not quite two-thirds of their length, then rounded to the posterior angles; base nearly straight. Disk finely but rugosely punctured. Dorsal line and lateral margins slightly raised. Elytra punctate-striate, especially on the sides; interstices also punctured; sides sinuate above the middle; apices rounded. Beneath finely rugose, with short scattered grey hairs; legs punctured. Length 10 lines; breadth 4 lines.

Hab. S. Australia.

STIGMODERA AUDAX, Pl. I. fig. 7.

*Caput, thoraxque nigro punctati, hujus lateribus flavis; elytris punctato-striatis flavis, apicibus rotundatis, macula suturali, macula utrinque humerali, fascia post medium apiceque nigro-cyaneis; subtus punctata cyanea.*

Head and thorax black, the latter with its sides flavous. Elytra flavous, with its base and suture narrowly cyaneous; a triangular sutural spot, a spot on each shoulder, a transverse band below the middle, and a somewhat square apical spot of the same colour; beneath cyaneous.

Head punctured, with a deep impression between the eyes. Thorax at the base once and three-quarters as broad as long; anterior margin raised, slightly produced in the centre; sides rounded; base nearly straight; surface finely punctured, with a slightly raised smooth dorsal line. Elytra deeply punctate-striate, not quite twice as long as wide; sides subparallel till past the middle; apices rounded. Beneath punctured; sides with scattered grey hairs. Length 7 lines; breadth  $2\frac{1}{2}$  lines.

Hab. Australia.

STIGMODERA ROBUSTA, Pl. I. fig. 8.

*Caput, thoraxque virides punctati; hujus lateribus post medianm angulatis, illo inter oculos sulcato; elytris striato-punctatis sanguineis fasciis duabus, transversis maculaque apicali cyaneis; subtus punctata cyanea.*

Head and thorax green. Elytra sanguineous-red, a narrow band just below the base, another behind the middle, which is broad at the suture and gradually narrows towards the sides, and a square spot covering the apex, cyaneous. The scutellum and suture between the base and the subbasal band are of the same colour. Beneath and legs cyaneous.

Head punctured, deeply channelled between the eyes. Thorax at the base twice as wide as long; anterior margin narrowly raised and slightly emarginate; sides diverging in nearly straight lines for about three-quarters of their length, then converging to the posterior angles; surface deeply punctured, with a faint smooth dorsal line. Elytra once and two-thirds as long as wide, punctate-striate; sides sinuate above the middle, posteriorly very finely denticulate; apex of each slightly emarginate. Beneath and

legs punctured, with a few somewhat long grey hairs. Length  $7\frac{1}{2}$  lines; breadth 3 lines.

Hab. S. Australia.

STIGMODERA BIMACULATA, Pl. I. fig. 9.

*Caput thoraxque virides, hic fortiter punctatus lateribus prope angulos posteriores obtuse angulatis; elytris punctato-striatis sanguineis macula utrinque, post medium posita, apiceque cyaneis; subtus viridis; antennis æneis.*

Head and thorax green. Elytra blood-red, each, with a longitudinal spot below the middle, and the apex, cyaneous-black. Beneath bluish green. Antennæ bronzy.

Head punctured, deeply impressed between the eyes. Thorax at the base twice as broad as long; anterior margin raised, a little more than half as long as the base; sides diverging in nearly straight lines for three-quarters of their length, then slightly converging to the posterior angles, which are almost rectangular. Base straight. Disk largely punctured, the punctures much closer together on the sides. Dorsal line met at the base by a large puncture. Elytra deeply punctate-striate, once and two-thirds as long as broad; sides slightly sinuate above the middle; apices rounded, each with an exceedingly fine emargination on the suture. Beneath and legs punctured, with a few grey hairs. Length  $7\frac{1}{2}$  lines; breadth  $3\frac{1}{2}$  lines.

Hab. N.S. Wales.

STIGMODERA ANALIS, Pl. I. fig. 10.

*Caput thoraxque nigri punctati; hujus lateribus sanguineis, linea dorsali impressa; elytra sanguinea striata, basi apiceque cyaneis; subtus cyanea punctata, ano sanguineo.*

Head and thorax black, the latter with its lateral margins widely sanguineous. Elytra dull sanguineous, its margins brighter, with the base and apex cyaneous. Beneath cyaneous-black; apical three segments sanguineous.

Head punctured, deeply excavated between the eyes. Thorax at the base half as broad again as long; anterior margins produced in the centre; sides diverging in slightly curved lines to the centre, then sharply rounded and converging almost to the posterior angles, which are produced and very acute. Base with a large rounded median lobe; surface largely and deeply punctured; dorsal line slightly impressed, met at the base by a very large puncture. Elytra once and three quarters as long as wide, finely punctured and punctate-striate; sides sinuate above the middle; apex largely rounded. Beneath and legs punctured, covered with short grey hairs. Length 8 lines; breadth  $3\frac{1}{2}$  lines.

Hab. Moreton Bay.

STIGMODERA OCHREIVENTRIS, *E. S.*, Pl. I. fig. 11.

*Caput thoraxque cuprei; hujus lateribus prope basin angulatis, punctatus margine anteriori elevato; elytra flava punctato-striata, sutura, macula minuti humerali, fascia post medium, maculaque apicali nigro-cyaneis; subtus cuprea; ventro flavo.*

Head and thorax coppery. Elytra brownish yellow, with the basal third of the suture, a small spot on each shoulder, a straight transverse band below the middle and the apex, cyaneous. Beneath, of thorax and breast coppery, abdomen brownish yellow.

Head punctured, channelled between the eyes. Thorax at the base once and three-quarters as broad as long; anterior margin raised, slightly produced; sides diverging for nearly three-quarters of their length, then slightly converging to the base; posterior angles nearly right angles. Base almost straight. Surface largely and deeply punctured; puncturation much closer on the sides. There is a slight impression near each posterior angle and a very large puncture on the base just above the scutellum. Elytra punctate-striate, the interstices finely punctured, once and three-quarters as long as wide; sides sinuate above the middle apex of each with a fine sutural emargination. Beneath

and legs punctured, with a few greyish hairs. Length  $6\frac{1}{2}$  lines; breadth  $2\frac{1}{2}$  lines.

Hab. Australia.

STIGMODERA DISTINGUENDA, Pl. I. fig. 12.

*Caput thoraxque aenei, hujus lateribus sanguineo-rubris; elytra rubra duabus fasciis transversis, maculaque prope apicem, viridibus, punctato-striata apicibus minute bidentatis; subtus punctata, rubra, pectoris lateribus pedibusque viridibus.*

Head and thorax bronzy, the latter with its sides narrowly sanguineous. Elytra sanguineous, with their extreme base, two transverse bands, the upper of which does not touch the lateral margins, a semilunulate spot above the apex and the apex itself, green. The suture between the base and the first band and between the second band and the apex is of the same colour. Beneath sanguineous; sides of the breast and legs green.

Head punctured, deeply channelled between the eyes. Thorax once and three-quarters as broad as long. Anterior margin elevated and slightly produced in the centre; sides rounded; base with a shallow median lobe. Surface punctured, dorsal line indicated at the base by a large puncture. Elytra once and three-quarters as long as wide, densely punctured and punctate-striate; sides slightly sinuate above the middle, apex of each very finely bidentate. Beneath punctured; sides and legs covered with short grey hairs. Length 6 lines; breadth  $2\frac{1}{2}$  lines.

Hab. Australia.

STIGMODERA CASTELNAUDI, Pl. I. fig. 13.

*Caput thoraxque punctati cyanei, hujus lateribus flavis et linea dorsali impressa; elytris croceis punctato-striatis, duabus fasciis apiceque cyaneis; subtus punctata flava cyaneo ornata.*

Head and thorax cyaneous, the latter with its sides widely orange-red. Elytra orange-red, with two wide bands and the apex

cyaneous. The suture between the base and the upper band is of the same colour. Beneath orange-red; sides of breast and a spot on each of the first three abdominal segments cyaneous.

Head punctured, deeply channelled between the eyes. Thorax at the base once and three-quarters as broad as long. Anterior margin elevated and emarginate; sides diverging for about two-thirds of their length, then sharply rounded to the posterior angles, which are slightly produced and acute; base nearly straight. Surface largely and deeply punctured, with a faint dorsal line, met at the base by a large puncture. Elytra once and three-quarters as long as wide, punctate-striate; sides slightly sinuate above the middle; posterior margins very finely denticulate; apex of each slightly and narrowly emarginate. Beneath and legs punctured, with a few scattered golden hairs. Length  $7\frac{3}{4}$  lines; breadth 3 lines.

Hab. Adelaide.

STIGMODERA CUPREO-FLAVA, Pl. I. fig. 14.

*Cuprea; capite thoraceque punctatis, hujus lateribus rotundatis; elytris punctato-striatis utrinque macula rotundata basali, duabusque fasciis flavis ornatis, apicibus emarginatis; subtus punctata.*

Cupreous; each elytron with a round spot just below the base, a transverse band near the middle, which does not touch the suture and is much deflected from the suture to the lateral margin, and another between it and the apex curved from the side downwards to the suture, flavous.

Head deeply channelled between the eyes and punctured. Thorax at the base once and three-quarters as broad as long. Anterior margin rounded, produced at its angles, half as long as the base; sides much rounded; base nearly straight; surface deeply and somewhat rugosely punctured, with a slightly impressed dorsal line. Elytra punctate-striate, the interstices also punctured; sides slightly sinuate above the middle; apex of each

with a fine sutural emargination. Beneath and legs punctured, covered with short grey hairs. Length  $7\frac{1}{2}$  lines; breadth 3 lines.

Hab. South Australia.

STIGMODERA GRATA, Pl. I. fig. 15.

*Cyanea; capite thoraceque punctatis, hujus lateribus flavis, linea dorsali ad basin impressa; elytris utrinque duabus fasciis flavis ornatis; subtus punctata grisea pubescente tecta.*

Cyaneous; sides of the thorax and two transverse bands on the elytra interrupted at the suture and much widened on the sides, yellow.

Head impressed between the eyes, deeply punctured. Thorax at the base not quite twice as broad as long. Anterior margin raised, slightly produced in the centre and at the angles; sides rounded for not quite two-thirds of their length, then nearly straight to the posterior angles; base with a very slight median lobe. Surface deeply punctured, especially on the sides; dorsal line met at the base by a large puncture. Elytra punctate-striate, the interstices also punctured, twice as long as wide; sides slightly sinuate above the middle; apex of each rounded. Beneath and legs punctured, densely covered with fine short grey hairs. Length 5 lines; breadth  $3\frac{1}{4}$  lines.

Hab. Adelaide.

STIGMODERA INDISTINCTA, Pl. I. fig. 16.

*Caput thoraxque ænei punctati, hujus lateribus rotundatis, prope angulis posterioribus minute foveatis; elytris sanguineis, sutura, duabus fasciis post medium, maculaque subhumerali elongata æneis, apicibus rotundatis; subtus punctata, ænea.*

Head and thorax bronzy. Elytra blood-red, with an elongated diamond-shaped spot below the scutellum, a transverse straight band just below the middle, not reaching the margins, and a crescent-shaped spot between it and the apex, bronzy. The suture, from the base to the apical spot, and a longitudinal

spot below each shoulder are of the same colour. Beneath and legs bronzy.

Head punctured, widely channelled between the eyes. Thorax deeply punctured, at the base once and three-quarters as broad as long; anterior margin raised, produced slightly in the middle; sides rounded; base with a shallow median lobe; disk with an indistinct dorsal line, posterior angles with a slight impression above each. Elytra finely punctured and striated, once and three-quarters as long as broad; sides rather deeply sinuate above the middle; apex of each with a fine sutural emargination. Beneath and legs punctured, covered with very short grey hairs. Length 6 lines; breadth  $3\frac{1}{4}$  lines.

Hab. New South Wales.

STIGMODEBA IGNOTA, Pl. II. fig. 17.

*Caput thoraxque aureo-virides, dense punctati; elytra punctato-striata, sanguinea, sutura, macula utrinque humerali, duabusque fasciis post medium positis viridi-auratis; subtus punctata viridis, segmentis tribus analibus subtesticis.*

Head and thorax golden green. Elytra sanguineous, with the suture widely near the base, a band meeting it just below the middle and another midway between it and the apex, golden green; there is an elongate diagonally-placed spot of the same colour on each shoulder. Beneath golden green; last three segments testaceous in their centres.

Head punctured, deeply impressed above the mouth. Thorax at the base once and three-quarters as broad as long. Anterior margin slightly raised, produced in the centre; sides rounded behind the middle; base with a rounded median lobe; surface deeply punctured, especially on the sides; dorsal line smooth. Elytra finely punctured and crenate-striate, twice as long as wide; sides sinuate above the middle; apex of each finely bidentate. Beneath and legs punctured, covered with grey hairs. Length 7 lines; breadth  $3\frac{1}{4}$  lines.

Hab. Melbourne.



## STIGMODERA COSTIPENNIS, Pl. II. fig. 18.

*Purpureo-fusca; thorace punctato, marginibus flavis; elytris quadricostatis, utrinque maculis duabus transversis et altera sub humero flavis, ornatis; subtus flava purpureo ornata, pedibus purpureis.*

Purplish brown; sides of the thorax, two transverse spots on each elytron, one just above the middle, the other midway between it and the apex, a lateral spot just below the shoulder, and two very minute spots, one close to the base, the other near the apex, testaceous. Beneath flavous; posterior margin of each abdominal segment, the sides of the breast and the legs, purple.

Head punctured, depressed between the eyes. Thorax at the base once and two-thirds as wide as long. Anterior margin produced in the centre; sides rounded above the middle; base largely and shallowly lobed. Surface punctured, with an impressed dorsal line and a shallow fovea near each posterior angle. Elytra twice as long as wide, largely and densely punctured, each with four raised lines; sides deeply sinuate above the middle; apex somewhat attenuate, with an external tooth on each elytron. Beneath and legs punctured, with a few scattered hairs. Length 7 lines; breadth 3 lines.

Hab. New South Wales.

## STIGMODERA CÆRULEIPES, Pl. II. fig. 19.

*Caput thoraxque ænei punctati, hujus angulis posticis foveatis; elytra æneo-nigra, utrinque duabus fasciis flavis ornata, subcostata apicibus spinosis; subtus ænea punctata, cinereis capillis tecta, pedibus cyaneis.*

Head and thorax bronzy. Elytra bronzy black, each with two transverse yellow bands touching the lateral margin, but not quite reaching the suture. Beneath bronzy; legs cyaneous.

Head punctured, channelled between the eyes. Thorax at the base three-quarters as wide again as long. Anterior margin

elevated, nearly straight; sides rounded; base with a very shallow median lobe. Surface largely and deeply punctured; hind angles each with a curved lateral fovea. Elytra once and three-quarters as long as wide, punctate-striate, the second, fourth and sixth interstices raised; sides sinuate above the middle; apex of each with a short external spine. Beneath punctured, covered with short grey hairs. Length  $6\frac{1}{2}$  lines; breadth  $2\frac{1}{2}$  lines.

Hab. Australia.

STIGMODERA TESTACEA, Pl. II. fig. 20.

*Testacea, fortiter punctata; capite inter oculos impresso; thorace, basi bisinuata, linea dorsali impressa, foveaque utrinque laterali prope angulo posteriori posita; elytris subcostatis apicibus fuscis integris; subtus punctata.*

Testaceous; apex of the elytra brownish.

Head punctured, impressed between the eyes. Thorax at the base once and three-quarters as broad as long. Anterior margin nearly straight; sides rounded for about half their length, then converging in nearly straight lines to the posterior angles. Base bisinuate. Surface largely and shallowly punctured, with a slight transverse depression above the scutellum and with the dorsal line impressed. There is also a deep lateral impression near each posterior angle, giving the sides of the thorax a strongly raised appearance. Elytra rugosely punctured and punctate-striate, twice as long as wide, four of the interstices on each raised, especially near the base; sides swelling out slightly behind the middle; apex rounded. Beneath and legs punctured. Length 4 lines; breadth  $1\frac{3}{4}$  line.

STIGMODERA COSTALIS, Pl. II. fig. 21.

*Capite thoraceque æneis punctatis, hujus margine anteriori elevata; basi trifoveata; elytris rubris quadricostatis, inter costas dense punctatis; sutura nigra prope apicem in macula dilata; apicibus minutissime bidentatis; subtus cyanea punctata.*

Head and thorax bronzy. Elytra croceous-red, with their suture black, the colour spreading into a diamond-shaped spot just above the apex. Beneath and legs cyaneous.

Head punctured, deeply channelled between the eyes. Thorax at the base not quite twice as wide as long. Anterior margin raised and slightly emarginate; sides rounded from just behind the anterior angles; base with a slight median lobe. Disk punctured; dorsal line with a large round fovea at its base and a small oval one near the anterior margin. There is also a small deep fovea near each posterior angle. Elytra very closely and finely punctured, each with four raised smooth costæ; sides sinuate above the middle; apex of each rounded. Beneath and legs punctured. Length  $5\frac{1}{2}$  lines; breadth 2 lines.

Hab. Australia.

STIGMODERA NASATA (*Reiche, MSS.*), Pl. II. fig. 22.

*Capite thoraceque æneis punctatis, hoc irregulariter sex foveato; elytris croceo-rubris quadricostatis inter costas punctatis; sutura postice apiceque nigris; apicibus subtruncatis tridentatis; subtus cyanea punctata.*

Head and thorax bronzy. Elytra croceous, their apex and suture for three-quarters of their length from it, cyaneous-black. Beneath cyaneous.

Head punctured, deeply excavated between the eyes. Thorax at the base not quite twice as broad as long. Anterior margin produced at its angles; sides depressed near the anterior angles; posterior angles raised and rounded; base with a deep median lobe. Disk deeply punctured, with an oval-shaped fovea just above the scutellum, a large deep very irregularly formed one near each posterior angle, having somewhat an ear-shaped appearance, and a small deep oval one on the dorsal line touching the anterior margin. Elytra once and three-quarters as long as wide, punctate-striate, each with four strongly raised, smooth, finely punctured carinæ; sides sinuate above the middle, swelling out below it;

apex of each truncate, with three teeth, the two inner ones closer together than the others. Beneath and legs punctured. Length 7 lines; breadth  $2\frac{3}{4}$  lines.

Hab. Australia.

STIGMODERA BALTEATA, Pl. II. fig. 23.

*Capite thoraceque æneo-nigris punctatis, hujus margine anteriori elevata, basi in medio circulariter impressa; elytris quadricostatis croceis punctatis fascia subapicali apiceque nigris; subtus cyanea punctata.*

Head and thorax bronzy black. Elytra croceous, with a narrow band just above the apex and the suture between it and the apex cyaneous-black. Beneath cyaneous.

Head punctured, widely channelled between the eyes. Thorax nearly twice as broad as long at the base. Anterior margin raised, nearly straight; sides rounded. Base bisinuate. Surface largely and deeply punctured, with a large puncture just above the scutellum, a faintly impressed dorsal line and a slight lateral depression just above each posterior angle. Elytra very finely punctured and punctate-striate, each with four slightly raised costæ; sides slightly sinuate above the middle; apex of each with a sutural emargination, which is bidentate. Beneath and legs punctured. Length 4 lines; breadth  $1\frac{3}{4}$  line.

Hab. South Australia.

STIGMODERA PARALLELA, Pl. II. fig. 24.

*Capite nigro punctato inter oculos impresso; thorace nigro punctato lateribus valde rotundatis; elytris croceis punctato-striatis, apicibus nigris utrinque spinosis; subtus cyanea punctata.*

Head and thorax black. Elytra croceous; suture and apex cyaneous. Beneath, legs and antennæ cyaneous.

Head deeply punctured, widely channelled between the eyes.

Thorax widest above the middle, once and two-thirds as wide as long at the base; anterior margin elevated and produced in the middle, two-thirds as long as the base; sides much rounded; posterior angles slightly acute; base with a narrow lobe; surface punctured, but very shining; near each posterior angle is a faint depression, in which the punctures are placed nearer together. Elytra twice as long as wide, punctate-striate; sides almost parallel; apex of each slightly emarginate, with a strong external spine. Beneath and legs punctured, especially on the sides, and with very fine short silvery hairs. Length  $6\frac{1}{2}$  lines; breadth  $2\frac{1}{8}$  lines.

STIGMODERA FLAVA, Pl. II. fig. 25.

*Flava, capite punctato, inter oculos impresso; thorace punctato margine anteriori elevata, lateribus prope angulis posterioribus rotundatis; elytris punctato-striatis apicibus integris; subtus punctata.*

Flavous; sides of the head, antennæ, and a spot on each femora near the knee, bluish green.

Head punctured, depressed between the eyes. Thorax at the base three-quarters as broad again as long; anterior margin raised, produced in the centre and at the angles; sides diverging for about three-quarters of their length, then converging to the base, which is shallowly bisinuate; surface deeply and largely punctured; dorsal line impressed at the base. Elytra once and three-quarters as long as wide, finely punctured and punctate-striate; sides slightly sinuate above the middle; apex of each rounded. Length 6 lines; breadth  $3\frac{1}{2}$  lines.

Hab. Adelaide.

STIGMODERA PUNCTIVENTRIS, Pl. II. fig. 26.

*Capite thoraceque æneis punctatis, hujus linea dorsali lævi prope basin elevata; elytris testaceis, basi, apice, maculaque utrinque*

*humerali cyaneis, punctato-striatis apice utrinque bispinosa; subtus ænea valde punctata.*

Head and thorax bronzy. Elytra testaceous, with the base, a small round spot on each shoulder and the apex, cyaneous. Beneath and legs bronzy.

Head deeply punctured and channelled between the eyes. Thorax once and three-quarters as broad as long at the base; anterior margin emarginate, slightly raised; sides diverging in nearly straight lines for about three-quarters of their length, then rounded to the posterior angles; base with a shallow median lobe; surface deeply punctured, the punctures closer together on the sides, with a smooth dorsal line slightly elevated at the base. Elytra punctate-striate, nearly twice as long as wide; sides slightly sinuate above the middle; posterior margins very finely denticulate just above the apex, which is armed on each elytron with two sharp spines, the outer one the larger of the two. Beneath and legs largely and deeply punctured, with a few scattered short hairs. Length 7 lines; breadth  $2\frac{1}{2}$  lines.

Hab. Gawler, Australia.

STIGMODERA MORIBUNDA, Pl. II. fig. 27.

*Caput thoraxque ænei, virides, illud inter oculos impressum, hic valde punctatus linea dorsali impressa; elytris flavis punctato-striatis, apice utrinque minutissime emarginata atque nigra; subtus æneo viridis punctata.*

Head and thorax bronzy green. Elytra flavous, with the base bronzy green, and the suture and apex narrowly cyaneous-black. Beneath bronzy green.

Head punctured, widely channelled between the eyes. Thorax at the base nearly twice as wide as long; anterior margin nearly straight and slightly raised; sides rounded; base with a narrow median lobe; surface closely punctured; dorsal line impressed, the impression widening much at the base; there is also a triangular fovea near each posterior angle. Elytra once and two-

thirds as long as wide, finely punctate and punctate-striate; sides sinuate above the middle; apex of each finely emarginate. Beneath and legs punctured, sparsely clothed with grey hairs. Length  $4\frac{3}{4}$  lines; breadth 2 lines.

Hab. Australia.

STIGMODERA ROTUNDATA, Pl. II. fig. 28.

*Capite thoraceque viridibus, hujus margine anteriori elevata; elytris punctato-striatis, tribus fasciis flavis transversis, apiceque aeneo-viridibus; subtus punctata aeneo-viridis.*

Head and thorax bronzy green. Elytra flavous, with three transverse bands and the apex bronzy; the first, which does not reach the lateral margins, situated just below the base; the second about the middle; and the third, a curved one which does not touch the sides, between it and the apex. Beneath bronzy green.

Head deeply punctured, slightly depressed between the eyes. Thorax nearly twice as wide as long at the base; anterior margin elevated and produced in the middle, half as long as the base; sides rounded; base with a slight median lobe; surface deeply punctured; dorsal line slightly impressed. Elytra once and two-thirds as long as wide, punctate-striate; interstices punctured and slightly raised; sides sinuate above the middle; apex of each with a sharp tooth. Beneath punctured, covered with short grey hairs. Length 5 lines; breadth 2 lines.

Hab. South Australia.

STIGMODERA ACUTICEPS, Pl. II. fig. 29.

*Caput cyaneum; thorax aeneus punctatus, linea dorsali laevi elevata; elytra testacea, punctato-striata, duabus fasciis apiceque cyaneis; subtus cyanea punctata.*

Head and thorax bronzy. Elytra testaceous, with the suture, a transverse band below the shoulders, widening and becoming

bifid near the lateral margin; another below the middle, and the apex for a little more than a quarter of the entire length of the elytra, cyaneous. Beneath cyaneous; legs bluish green.

Head punctured, narrowly channelled between the eyes. Thorax widest at the base, once and three-quarters as broad as long, deeply and largely punctured, with a narrow smooth elevated dorsal line; anterior margin raised; sides slightly rounded; base nearly straight. Elytra twice as long as wide, punctate-striate; sides sinuate above the middle; apex of each emarginate, with a short internal tooth. Beneath and legs punctured, covered with grey hairs on the sides. Length 5 lines; breadth 2 lines.

Hab. Swan River.

STIGMODERA CERULEIVENTRIS, Pl. II. fig. 30.

*Caput thoraxque cyanei punctati, hic linea dorsali irregulari lævi, lateribus rotundatis; elytra punctato-striata sanguinea fasciis duabus, apiceque cyaneis; subtus punctata cyanea.*

Head and thorax cyaneous. Elytra sanguineous, with their base, suture, two straight bands and the apex cyaneous. Beneath cyaneous.

Head punctured, very slightly impressed between the eyes. Thorax once and two-thirds as wide as long, deeply punctured, with a narrow irregular smooth dorsal line; anterior margin emarginate; sides rounded; base nearly straight. Elytra punctate-striate, twice as long as wide; sides very slightly sinuate above the middle; apex of each deeply emarginate, with a sharp external tooth. Beneath and legs punctured. Length  $4\frac{1}{2}$  lines; breadth  $1\frac{1}{2}$  line.

Hab. South Australia.

STIGMODERA VIRIDIVENTRIS, Pl. II. fig. 31.

*Caput thoraxque virides punctati, hic linea dorsali basi impressa; elytra punctata et punctato-striata ferruginea duabus fasciis apiceque viridibus; subtus viridis punctata.*



Head and thorax green. Elytra ferruginous, with the suture, two somewhat straight bands, and the apex for about a quarter of the entire length of the elytra, green. Beneath green.

Head punctured, widely and shallowly excavated between the eyes. Thorax once and three-quarters as broad as long, punctured; dorsal line very faint, met at the base by a large puncture; anterior margin raised; sides rounded; base nearly straight. Elytra twice as long as wide, deeply punctate-striate, slightly sinuate above the middle, very finely crenulate on their posterior margins; apex of each finely bidentate. Beneath and legs punctured, covered with fine silvery hairs. Length 4 lines; breadth  $1\frac{1}{2}$  line.

Hab. New South Wales.

STIGMODERA LONGICOLLIS, Pl. II. fig. 32.

*Capite thoraceque cyaneis, hujus lateribus ante medium rotundatis; elytris flavis punctato-striatis, fascia lata post medium apiceque cyaneis; subtus ænea.*

Head and thorax cyaneous. Elytra flavous, with a wide band below the middle, and the apex for about a quarter of the entire length of the elytra, cyaneous. Beneath æneous.

Head punctured, channelled between the eyes. Thorax at the base once and a quarter as wide as long; anterior margin raised, slightly produced, a little more than half as long as the base; sides rounded; base shallowly bisinuate; surface finely and sparsely punctured on the disk, closely on the sides; dorsal line impressed on its basal portion. Elytra strongly punctate-striate, twice as long as wide; sides sinuate above the middle, very finely denticulated just above the apex, which has two spines set very close together on each elytron. Beneath and legs punctured, with scattered short grey hairs. Length 7 lines; breadth  $2\frac{1}{2}$  lines.

Hab. North-Western Australia.

## STIGMODERA ATRICOLLIS, Pl. II. fig. 33.

*Capite thoraceque æneo-nigris, punctatis; elytris flavis punctato-striatis, apice utrinque spinosa, fascia transversali post medium, tribus maculis subbasalibus apiceque cyaneo-nigris; subtus cyanea.*

Head and thorax bronzy black. Elytra flavous, with three small round spots in a transverse line below the base, placed, one on the suture and one on each shoulder, a transverse band, tridentate on its upper margin, below the middle, and the apex, cyaneous-black. Beneath cyaneous.

Head punctured, channelled between the eyes. Thorax at the base once and three-quarters as broad as long; anterior margin slightly produced; sides rounded just above the middle, then subparallel to the hinder angles; base nearly straight; surface largely but somewhat remotely punctured, with a very faint dorsal line, which is slightly impressed near the anterior margin and just at the base. Elytra a little more than twice as long as wide, widest at the shoulders, punctate-striate; sides slightly sinuate below the shoulders; apex of each with a short external spine. Beneath deeply punctured. Length  $5\frac{1}{2}$  lines; breadth  $1\frac{3}{4}$  line.

Hab. South Australia.

## STIGMODERA PULCHRA, Pl. II. fig. 34.

*Caput thoraxque aurei punctati, hic linea dorsali impressa; elytra sanguinea punctato-striata fasciis tribus cyaneo-nigris, apicibus cuspidatis; subtus viridi-aurea punctata.*

Head and thorax golden. Elytra sanguineous-red, with a short transverse band below the base, a second in the middle, which touches the sides, and a somewhat semicircular spot midway

between it and the apex, cyaneous-black. Beneath and legs golden.

Head punctured, impressed between the eyes. Thorax at the base once and three-quarters as broad as long; anterior margin elevated, straight; sides rounded; base nearly straight; surface deeply punctured, with a slightly impressed dorsal line, met at the base by a deep puncture. Elytra punctate-striate, twice as long as wide; sides sinuate below the shoulders; apex of each simply pointed. Beneath and legs punctured. Length  $5\frac{1}{2}$  lines; breadth  $1\frac{3}{4}$  line.

Hab. North-Western Australia.

STIGMODERA RECTA, Pl. II. fig. 35.

*Parallela, capite thoraceque aneis punctatis, huic lateribus rotundatis; elytris punctato-striatis, croceis, fasciis tribus cyaneis ornatis; subtus aenea punctata.*

Head and thorax bronzy. Elytra reddish testaceous, with a narrow band below the base, a second wider one slightly below the middle, and a semicircular spot between it and the apex, produced on its lower margin so as to cover it, cyaneous-black. Beneath and legs bronzy.

Head deeply punctured, channelled between the eyes. Thorax slightly more than once and a half as broad as long at the base; anterior margin slightly produced; sides rounded; base nearly straight; surface largely punctured, with a smooth dorsal line. Elytra twice as long as wide, punctate-striate; sides subparallel for two-thirds of their length; apex of each with a sharp external point. Beneath and legs deeply punctured, covered with short grey hairs. Length  $5\frac{3}{4}$  lines; breadth  $1\frac{1}{2}$  line.

Hab. Adelaide.

## STIGMODERA PUNCTATISSIMA, Pl. II. fig. 36.

*Caput thoraxque cyaneo-nigri, hic dense punctatus linea dorsali impressa; elytra flava, punctato-striata, subcostata, apicibus integris, tribus fasciis cyaneis ornata; subtus cyanea.*

Head and thorax cyaneous-black. Elytra flavous, with a narrow band below the shoulders, not touching the lateral margins, a broad one behind the middle touching them, and a semi-circular spot between it and the apex, cyaneous. The suture from the base to the subapical spot is of the same colour. Beneath cyaneous.

Head deeply punctured, excavated between the eyes. Thorax at the base once and three-quarters as broad as long; anterior margin straight; sides rounded; base nearly straight; surface deeply and closely punctured, with an impressed dorsal line, and a slight lateral fovea near each posterior angle. Elytra twice as long as wide, deeply and closely punctured, striated; the third and fifth interstices raised, especially at the base; sides slightly sinuate below the shoulders; apex rounded. Beneath punctured, sparsely covered with short grey hairs. Length 5 lines; breadth  $1\frac{3}{4}$  line.

Hab. Australia.

## STIGMODERA PUNCTATO-SULCATA (Laf. MSS.), Pl. II. fig. 37.

*Caput thoraxque ænei punctati, hic angulis posterioribus foveatis; elytris punctato-costatis, fasciis tribus cyaneis ornatis, marginibus sanguineis; subtus punctata viridis; pedibus cyaneis.*

Head and thorax bronzy. Elytra flavous, with their margins sanguineous, and with the base, suture, two transverse bands and a semicircular spot above the apex, cyaneous-black. Beneath green; legs cyaneous.

Head punctured, channelled between the eyes. Thorax at the base once and three-quarters as broad as long; anterior margin

raised, slightly produced in the centre; sides rounded; base with a narrow median lobe; surface deeply punctured; dorsal line indicated by a slight depression near the anterior margin and another near the base terminating in a large round puncture; near each posterior angle is an irregular lateral fovea. Elytra nearly twice as long as wide, punctured and punctate-striate; the third, fifth and seventh interstices raised, especially near the base; sides sinuate above the middle; apex of each pointed. Beneath and legs punctured, covered with short decumbent grey hairs. Length 5 lines; breadth 2 lines.

Hab. Australia.

STIGMODERA PUELLA, Pl. II. fig. 38.

*Caput thoraxque aureo-virides punctati; elytris flavis utrinque tricostatis duabus fasciis irregularibus maculaque prope apicem viridibus; subtus viridis punctata.*

Head and thorax golden green. Elytra pale flavous; the suture, a diamond-shaped spot on the suture just below the scutellum, a spot on each shoulder, a transverse irregular band below the middle, and a semicircular spot above the apex, green. Beneath golden green.

Head punctured, with a deep channel between the eyes. Thorax once and a half as broad as long at the base; anterior margin nearly straight; sides much rounded; posterior angles acute; base with a somewhat deep median lobe; surface deeply punctured; sides of the punctures very brilliant, giving the surface a sheeny appearance. Elytra deeply and largely punctured, each with four raised costæ, specially apparent near the base; sides sinuate above the middle; apex of each with a blunt external tooth. Beneath and legs punctured, covered with short white hairs. Length 3 lines; breadth 1 line.

Hab. Australia.

## STIGMODERA OBSCURA, Pl. II. fig. 39.

*Caput thoraxque cœnei, hic lateribus valde rotundatis angulis posterioribus acutis, basi lobato, punctatus linea dorsali impressa; elytra punctato-striata duabus fasciis apiceque cyaneis; subtus cyaneo punctata.*

Head and thorax bronzy. Elytra flavous, with two transverse bands; the apex and the suture between the basal band and the apex cyaneous-black. Beneath cyaneous.

Head deeply punctured, impressed between the eyes. Thorax at the base once and a half as wide as long; anterior margin nearly straight; sides much rounded in the middle, but very slightly sinuate just above the posterior angles, which are acute; base with a rather deep median lobe; surface deeply punctured; dorsal line slightly impressed, met at its base by a large puncture. Elytra nearly twice as long as wide, punctate-striate; sides sinuate below the shoulders; apex of each with a blunt external tooth. Beneath and legs punctured, the latter slightly hairy. Length 4 lines; breadth  $1\frac{1}{4}$  line.

Hab. Adelaide.

## STIGMODERA PARVA, Pl. II. fig. 40.

*Caput thoraxque aureo-virides, nitidi, punctati; thorax angulis posterioribus subfoveatis; elytra cupreo-fusca utrinque maculis sex flavis ornata, apicibus subtruncatis; subtus viridis punctata.*

Head and thorax golden green; sides of the latter green. Elytra coppery brown, each with three yellow spots on the disk, the two nearer the base nearly round, the one near the apex transverse and sinuate; there are also three spots of the same colour on the lateral margin, *viz.* an elongate one behind the shoulder, a semicircular one near the middle, and a very narrow marginal one near the apex. Beneath golden green.

Head punctured, widely and shallowly impressed between the eyes. Thorax at the base once and a half as broad as long; anterior margin nearly straight and slightly raised; sides rounded above the middle, then subparallel to the posterior angles; base nearly straight; surface deeply punctured, with a slight dorsal line, impressed near the base where it is met by a large puncture; near each posterior angle is a small punctured fovea. Elytra twice as long as wide, punctate-striate, the interstices deeply and largely punctured; sides subparallel for two-thirds of their length, then rounded to the apex, which is diagonally truncate from the suture, with a slight sutural tooth. Beneath and legs punctured. Length 3 lines; breadth 1 line.

Hab. South Australia.






1



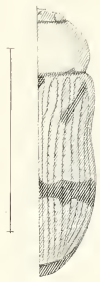
2



3



4



5




7




8



6



9



10



11




12



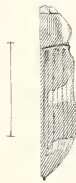
13



14



15




16



E. Saunders del.

G. Jarman sc.







02

The Zoology of the Voyage of H.M.S. Erebus and Terror, under the command of SIR JAMES CLARK ROSS, R.N., F.R.S., during the years 1839-1843. By authority of the Lords Commissioners of the Admiralty. Edited by JOHN RICHARDSON, M.D., F.R.S., &c., and JOHN EDWARD GRAY, Esq., Ph. D., F.R.S.,

---

The undersigned begs to announce that, having purchased the remaining stock of the above, including a considerable number of unpublished Plates, and, by the kind co-operation of the Officers of the Zoological Department of the British Museum, achieved its completion, he is now prepared to supply the concluding portions of this important Zoological Work.

**Part XIX.—INSECTS (conclusion).** By ARTHUR GARDINER BUTLER, F.L.S., F.Z.S., &c. Four Plates. *Price 10s.*

**Part XX.—CRUSTACEA.** By EDWARD J. MIERS, Junior Assistant, Zoological Department, British Museum. Four Plates. *Price 10s.*

**Part XXI.—MOLLUSCA.** By EDGAR A. SMITH, F.Z.S., Zoological Department, British Museum. Four Plates. *Price 10s.*

**Part XXII.—BIRDS (conclusion).** By R. BOWDLER SHARPE, F.L.S., F.Z.S., &c., of the Zoological Department, British Museum. Ten Coloured Plates. *Price 10s.*

**Part XXIII.—MAMMALIA (conclusion).** By JOHN EDWARD GRAY, Ph. D., F.R.S., F.L.S., &c. Four Coloured and Eight Plain Plates. Title and Contents of Vol. I. *Price 10s.*

**Part XXIV.—REPTILES (conclusion).** By ALBERT GÜNTHER, M.A., M.D., Ph. D., F.R.S., V.P.Z.S., Keeper of the Zoological Department of the British Museum. Ten Plates. Title and Contents of Vol. II. *Price 10s.*

The following sections, each complete, with distinct pagination and Title-page, may be had separately.

**BIRDS.**—By GEORGE ROBERT GRAY, F.R.S., and R. BOWDLER SHARPE, F.L.S., &c. Thirty-seven Coloured Plates. *Price £3 3s.*

**FISHES.**—By JOHN RICHARDSON, M.D., F.R.S., &c. Sixty Plates. *Price £3 3s.*

**CRUSTACEA.**—By EDWARD J. MIERS. Four Plates. *Price 10s.*

**INSECTS.**—By ADAM WHITE, M.E.S., and ARTHUR GARDINER BUTLER, F.L.S., F.Z.S., &c. Ten Plates. *Price 21s.*

**MOLLUSCA.**—By EDGAR A. SMITH, F.Z.S., &c. Four Plates. *Price 10s.*

**Catalogue of the Lepidoptera of New Zealand.** By ARTHUR GARDINER BUTLER, F.L.S., F.Z.S., &c. Three Plates. *Price 7s. 6d.*

---

E. W. JANSON, 28, MUSEUM STREET, LONDON, W.C.















